

RWM Forged Steel wheels are hot forged from medium carbon steel providing maximum strength and durability. RWM Forged Steel wheels are virtually indestructible within their capacity range. These forged steel wheels should not be confused with ductile iron or heavy-duty cast iron wheels offering both lower cost and reduced capacities.

Features

Wheel Bearing: Choice of straight roller bearings or precision tapered bearings

Temperature Range: 50° to 800°F

Hub Length: Can be shortened or lengthened to order

Lubrication Fittings: Standard on 2-1/2" and wider wheels

Bores: Sizes can be altered

Keyways: Can be installed on most sizes

Applications

Forged Steel Wheels can be used in the roughest, most demanding, abusive applications on the poorest floors under the heaviest of loads. Forged Steel Wheels are the only choice when extra heavy duty loads on poor floor conditions need to be moved safely.











FSR-0830-31

Options

- TG** Thread Guards on 1-1/2" and 2" tread wheels
- WS** Wheel Seals
- ZF** Zerk Fitting

UP TO 20,000 POUND CAPACITY

SPECIFICATIONS

 Wheel Diameter	 Wheel Width	 Capacity lbs.	 Axle Diameter	 Stright Roller Bearing	 Tapered Roller Bearing	 Hub Length	 Approx Weight
4"	1-1/2"	1400	1/2"	FSR-0415-08		2-7/16"	3.1
			5/8"	FSR-0415-10			
			3/4"	FSR-0415-12			
5"	2"	1500	1/2"	FSR-0520-08	FST-0520-08	2-7/16"	5.0
			5/8"	FSR-0520-10			
			3/4"	FSR-0520-12			
6"	2"	1800	1/2"	FSR-0620-08	FST-0620-08	2-7/16"	6.3
			5/8"	FSR-0620-10			
			3/4"	FSR-0620-12			
6"	2-1/2"	5000	3/4"	FSR-0625-12	FST-0625-12	3-1/2"	11.2
			1"	FSR-0625-16	FST-0625-16		
6"	3"	7000	3/4"	FSR-0630-12	FST-0630-12	3-1/2"	20.0
			1"	FSR-0630-16	FST-0630-16		
			1-1/4"	FSR-0630-20	FST-0630-20		
		10000	1-1/4"		FST-0630-20-HD		
8"	2-1/2"	4500	3/4"	FSR-0825-12	FST-0825-12	3-1/2"	18.0
			1"	FSR-0825-16			
			1"	FSR-0825-16-SI	FST-0825-16		
			1-1/4"	FSR-0825-20			
8"	3"	5500	3/4"	FSR-0830-12	FST-0830-12	3-1/2"	19.0
			1"	FSR-0830-16			
			1"	FSR-0830-16-SI	FST-0830-16		
			1-1/4"	FSR-0830-20			
		10000	1"		FST-0830-16-HD		
1-1/4"			FST-0830-20-HD				
8"	4"	10000	1-1/4"	FSR-0840-20		4-1/2"	36.0
			1-1/2"	FSR-0840-24			
			2"	FSR-0840-32			
		20000	1-1/4"		FST-0840-20		
1-1/2"			FST-0840-24				
10"	3"	6000	3/4"	FSR-1030-12	FST-1030-12	3-1/2"	37.0
			1"	FSR-1030-16			
			1"	FSR-1030-16-SI	FST-1030-16		
			1-1/4"	FSR-1030-20	FST-1030-20		
10"	4"	10000	1-1/4"	FSR-1040-20		4-1/2"	48.0
			1-1/2"	FSR-1040-24			
			2"	FSR-1040-32			
		20000	1-1/4"		FST-1040-20		
			1-1/2"		FST-1040-24		

UP TO 20,000 POUND CAPACITY

Note: Add YY for 3" hub length on 2-1/2" tread wheels.